



## GlobalNET On-Demand Course User Guide

The NESACenter hosts online, on-demand, self-paced courses for alumni on GlobalNET. These courses consist of either video lectures or PowerPoint presentations followed by a quiz. Users will receive a certificate of completion when they pass a quiz. This document provides instructions on how to access and take courses, view quiz results, and download and print certificates.

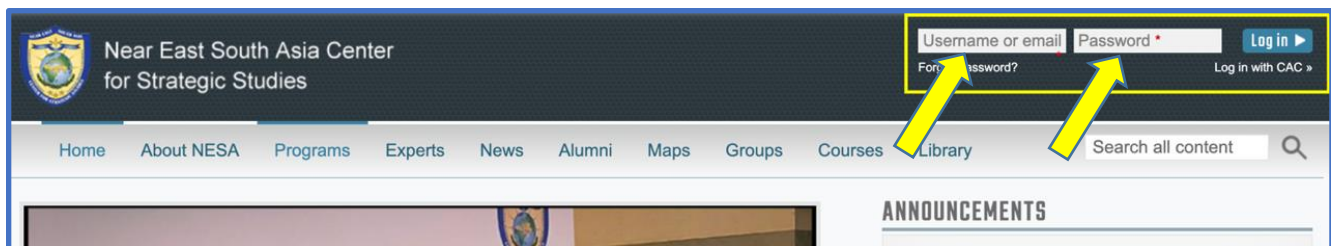
### Sections:

1. [How to Log In to GlobalNET \(Page 1\)](#)
2. [How to Access On-Demand Courses \(Pages 2-3\)](#)
3. [How to Complete a Course \(Pages 3-7\)](#)
4. [How to View Quiz Results \(Pages 8-9\)](#)
5. [How to Retake a Quiz \(Pages 9-10\)](#)
6. [How to View, Download, and Print Certificate\(s\) \(Pages 11-14\)](#)

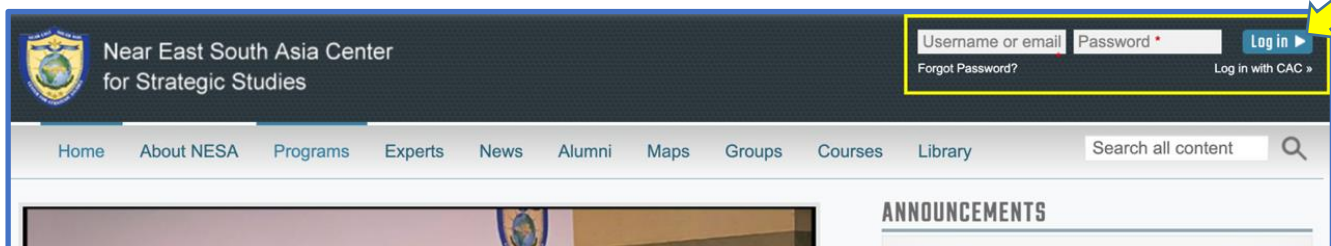
## 1. How to Log In to GlobalNET

**Step 1:** Go to [www.globalnetplatform.org/nesa](http://www.globalnetplatform.org/nesa) or click on the direct course link if one is provided.

**Step 2:** In the upper right-hand corner, enter your **email address** and **password**.



**Step 3:** Click on the blue “Log In” button. *\*Note: If you have any trouble logging in, please contact us at [admin@nesa-center.org](mailto:admin@nesa-center.org).*





## 2. How to Access On-Demand Courses

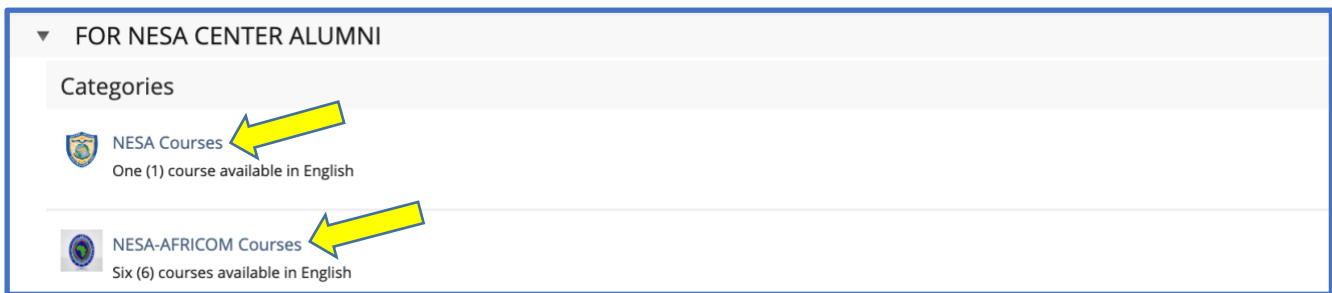
Once you have logged into the GlobalNET platform, follow these instructions to access our on-demand courses.

**Step 1:** Click on the **blue monitor** icon at the top of the page.

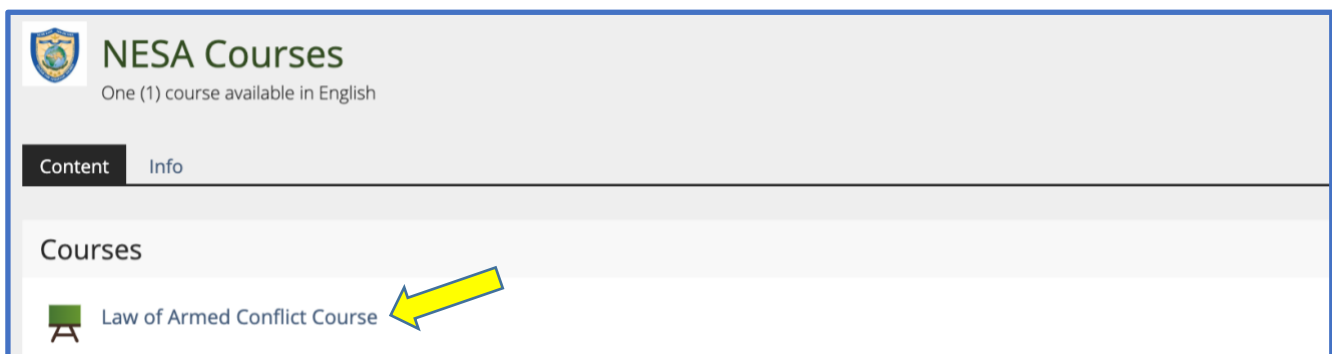


**Step 2:** Scroll down to the section that says **“FOR NESA CENTER ALUMNI.”**

**Step 3:** Click on **“NESA Courses”** or **“NESA-AFRICOM Courses”** to see available courses in the selected category.



**Step 4:** Click on the course you’d like to take. In this example, we clicked on **“NESA Courses”** and selected the **Law of Armed Conflict Course**.



**Step 5:** If there is a password for the course, enter it, and click **“Join.”** *\*Note: Any needed passwords will be provided to you by the NESA Center.*



- a. A green confirmation message saying you joined the course will display.

### 3. How to Complete a Course

Once you join a course, you can access the course content and take the quiz. Follow these instructions to complete a course.

**Step 1:** Begin the course by reading the **instructions** and then accessing the course content.

- a. Click on the first link (indicated with blue text) under “**Course Materials.**” *\*Note: In this particular course, it’s a PowerPoint presentation. In other courses, it could be a video lecture or another file type.*



b. To go to the next slide or video, click on the button on the right with an arrow.

*\*Note: You also have the option to download course content at the bottom of the page.*

c. To see a list of all the slides, videos, or files in the course, click on the “**Tools**” tile on the navigation pane at the top left of the page. You can use this list to easily navigate to specific slides or videos in the course.



Repository > NESACenter for Strategic Studies > NESACourses > Law of Armed Conflict Course > Law of Armed Conflict PowerPoint Presentation

Tools Content

- Law of Armed Conflict PowerPoint Presen
- Introduction
- Overview
- Definition of LOAC
- Primary Purposes of LOAC
- My Lai, Vietnam
- Abu Ghraib, Iraq
- (Add Context to Slide)
- Sources of LOAC
- Major LOAC Treaties

Law of Armed Conflict PowerPoint Presentation

Info Learning Progress Print View

Overview

Introduction

**Step 2:** Once you reach the last slide or video, click on **“Take Quiz.”**

Law of Armed Conflict PowerPoint Presentation

Info Learning Progress Print View

Targeting Scenario 3

Take Quiz

Targeting Scenario 4

a. On the next page, click on the **“Click here to take the quiz”** link.

Law of Armed Conflict PowerPoint Presentation

Info Learning Progress Print View

Targeting Scenario 4

Take Quiz

Click here to take the quiz.

Targeting Scenario 4



- b. Read the information on the next page, then click on the green “**Start the Test**” button to begin.

**Law of Armed Conflict Quiz**  
This quiz consists of 15 questions. You must score 100% to pass.

Questions **Info** Settings Dashboard Results Learning Progress Manual Scoring Statistics History Metadata ...

**Start the Test**

**Introductory Message**

You are about to take this quiz. There are fifteen (15) questions. You must answer all fifteen (15) questions correctly (**100%**) to pass and receive your certificate of completion. you don't pass, you may retake the quiz. You are limited to 20 attempts.

- c. Answer all the questions. Click on the “**Next**” button to go to the next question. Click on the “**Previous**” button to go to the previous question. *\*Note: You can stop the quiz at any time by clicking on the “**Suspend the Test**” button. Your progress will be saved and you can resume the quiz at your convenience.*

Suspend the Test Finish the Test

← Previous Next →

**Law of Armed Conflict Quiz**  
Question 6 of 15 (10 Points)  
Not answered

The Law of Armed Conflict is recognized as a component of International Law.

True  
 False

- d. Once you answer the last question, click on the green “**Finish the Test**” button.

Finish the Test Suspend the Test

← Previous

**Law of Armed Conflict Quiz**  
Question 15 of 15 (10 Points)  
Not answered (editing)



- e. The next page will show you a list of all your answers. This is where you can review your answers and change them one last time before completing the quiz. If you would like to change any of your answers, click on the “**Back**” button. If you would like to submit your answers, click on the “**Continue**” button.

Continue Back PDF Export

List of Answers for P...s 1

1. Law of Armed Conflict Quiz [ID: 9170]

A civilian engaging in military action may be targeted during the time they take a direct part in hostilities.

True  
 False

2. Law of Armed Conflict Quiz [ID: 9161]

Blinding lasers are comparatively recent technological developments and are excluded from the category of weapons that cause unnecessary suffering.

- f. If you pass the test, you will see a *pass* message highlighted in green.

Law of Armed Conflict Quiz

This quiz consists of 15 questions. You must score 100% to pass.

Info Results Learning Progress

Test Results Review of Scored Answers

Congratulations, you **passed** the test. Your mark is: "PASS"

- g. If you fail the test, you will see a *fail* message highlighted in red.

Law of Armed Conflict Quiz

This quiz consists of 15 questions. You must score 100% to pass.

Info Results Learning Progress

Test Results Review of Scored Answers

Sorry, you **failed** the test. You did not answer enough questions correctly to pass. Your mark is: "FAIL"



## 4. How to View Quiz Results

Once the quiz has been submitted, quiz results will be available, including the pass or fail score, attempts, date completed, answered questions, reached points, percentage solved, and detailed results. Follow these instructions to see your quiz results.

**Step 1:** Quiz result information is available under the **Results** tab. Here you can see an overview of the results. If you would like to see which answers you got right or wrong, or to see further details, click on **“Detailed Results.”**

Test Results

Pass Overview of the Test Results  
(1 - 1 of 1)

Scored Pass	Pass	Date	Answered Questions	Reached Points	Percent Solved	Actions
⊗	1	23. Jan 2023, 14:18	15 Of 15	40 Of 150	26.67%	Detailed Results

(1 - 1 of 1)

**Step 2:** Under Detailed Results, you can see result metrics such as maximum points, reached points and percentage solved. To view further results, next to any question, click on **“Answer Details,”** then **“Show Single Answer.”**

Results of Test Pass 1

Test pass finished on: 23. Jan 2023, 14:18

Detailed Overview for Pass 1


Order	Question ID	Question Title	Maximum Points	Reached Points	Percent Solved	Actions
1	9157	Law of Armed Conflict Quiz	10	0	0.00 %	Answer Details
2	9158	Law of Armed Conflict Quiz	10	0	0.00 %	Show in List Below
3	9164	Law of Armed Conflict Quiz	10	0	0.00 %	Show Single Answer

- a. If you answered the question incorrectly, you will see a red X next to your answer *(you will not be able to see the correct answer).*

Law of Armed Conflict Quiz (10 Points)

Your answer was:

One of the primary purposes of the Law of Armed Conflict is to prevent unnecessary suffering among:

- Combatants, non-combatants, and civilians
- Contractors 
- Our own forces
- Neutral forces





- b. If you answered the question correctly, you will see a green check mark next to your answer.

Law of Armed Conflict Quiz (10 Points)

Your answer was:

The Rule of Proportionality weighs anticipated gains of \_\_\_\_\_ vs \_\_\_\_\_.

- Military objectives, reasonably foreseeable harm to civilian personnel and objects
- Military law, civilian law
- Political objectives, any harm to civilian personnel
- Tactical necessity, timely authorization



## 5. How to Retake a Quiz

Users are permitted to retake failed quiz attempts only. Follow these instructions to retake a failed quiz attempt.

**Step 1:** Navigate back to the **Results Overview** page. This is where you can retake the quiz if the quiz result was marked as fail.

- a. From the Single Answer page, click on “**Back to Pass Details.**”



### Law of Armed Conflict Quiz

This quiz consists of 15 questions. You must score 100% to pass.

[← Back to Pass Details](#)



- b. From the Detailed Results page, click on “**Back to Results Overview.**” *\*Note: You can also get back to the **Results Overview** page by clicking directly on the **Results** tab.*



### Law of Armed Conflict Quiz

This quiz consists of 15 questions. You must score 100% to pass.

[← Back to Results Overview](#)





## Law of Armed Conflict Quiz

This quiz consists of 15 questions. You must score 100% to pass.

Info

Results

Learning Progress

[Test Results](#)

[Review of Scored Answers](#)

**Step 2:** On the **Results Overview** page, you can see if you are permitted to retake the quiz and the number of retakes allowed. To retake the quiz, click on the **“Click here”** link in the message that states, “Click here to start the test again.”



## Law of Armed Conflict Quiz

This quiz consists of 15 questions. You must score 100% to pass.

Info

Results

Learning Progress

[Test Results](#)

[Review of Scored Answers](#)

Sorry, you **failed** the test. You did not answer enough questions correctly to pass. Your mark is: "FAIL"

You are eligible to **retake the test**. You have completed 1 out of 20 attempts to pass. [Click here](#) to start the test again.

**Step 3:** On the next page, click on the green **“Start New Test Pass”** button and retake the quiz.



## Law of Armed Conflict Quiz

This quiz consists of 15 questions. You must score 100% to pass.

Actions

Info

Results

Learning Progress

[Start New Test Pass](#)

### Introductory Message

You are about to take this quiz. There are fifteen (15) questions. You must answer all fifteen (15) questions correctly (**100%**) to pass and receive your certificate of completion. If you don't pass, you may retake the quiz. You are limited to 20 attempts.

\*Note: If you suspend the quiz and resume later, your progress will be saved.

[Show More Information »](#)



## 6. How to View, Download, and Print Certificate(s)

When you pass the quiz, you'll receive a certificate of completion. Follow these instructions to view, download, and print your certificate(s).

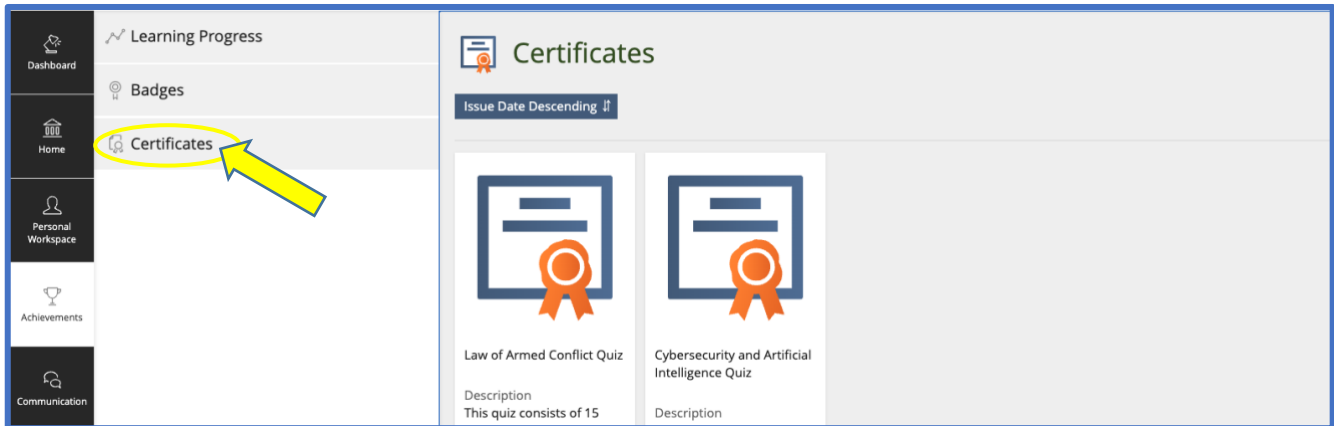
**Step 1:** When you pass, you'll see a green confirmation message and a button that says **"Certificate."** Click on the button to download your certificate of completion. *\*Note: This is also available under the **Results** tab.*

Scored Pass	Pass	Date	Answered Questions	Reached Points	Percent
1	23. Jan 2023, 14:18	15 Of 15	40 Of 150	26.67%	

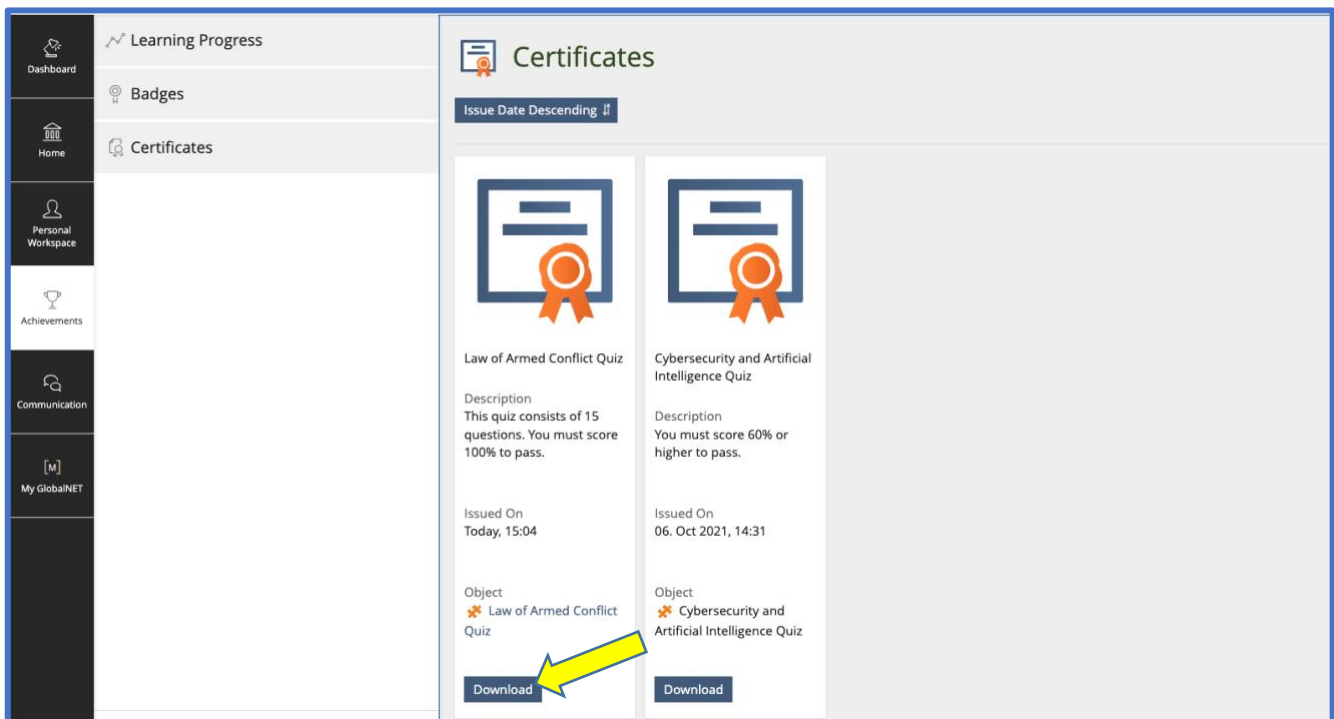
- You can always access your certificate(s) by clicking on the **"Achievements"** tile on the navigation pane on the left side of the page.



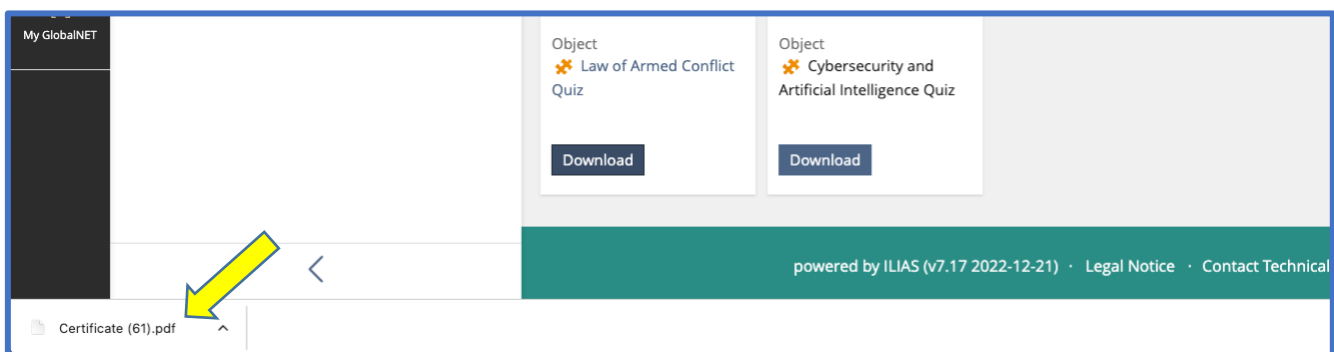
b. Click on “Certificates.”

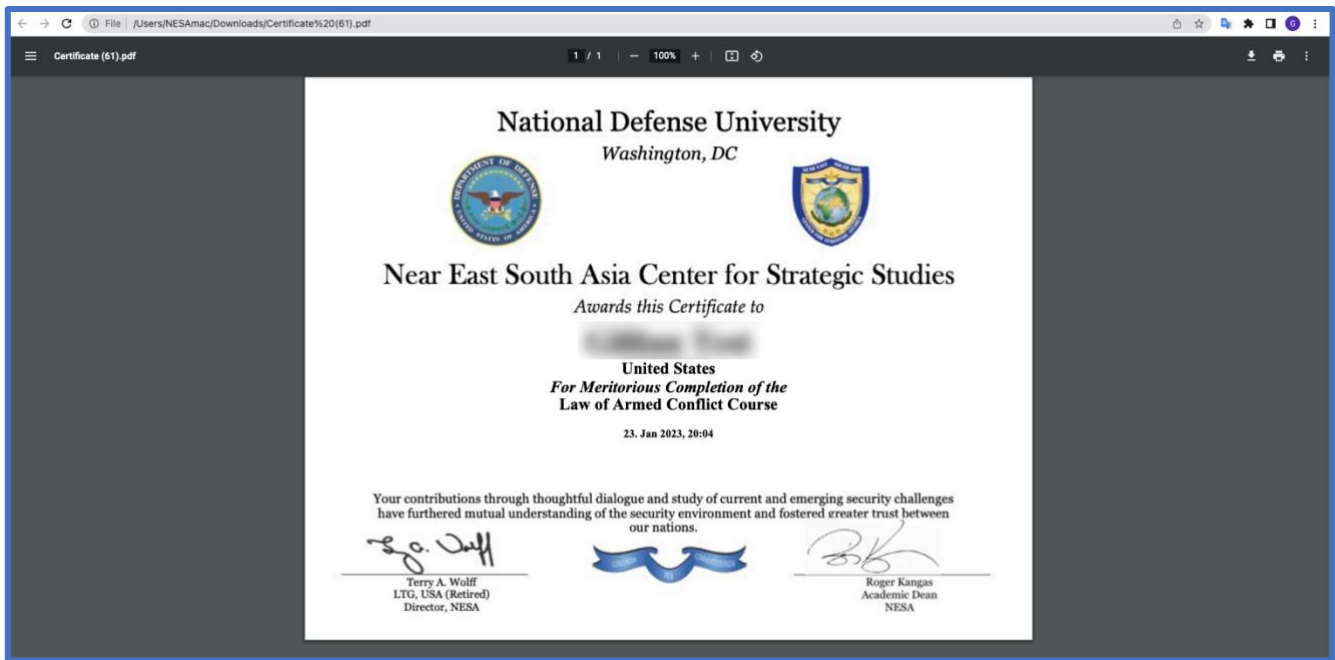


c. Click on the blue “download” button to download your certificate.

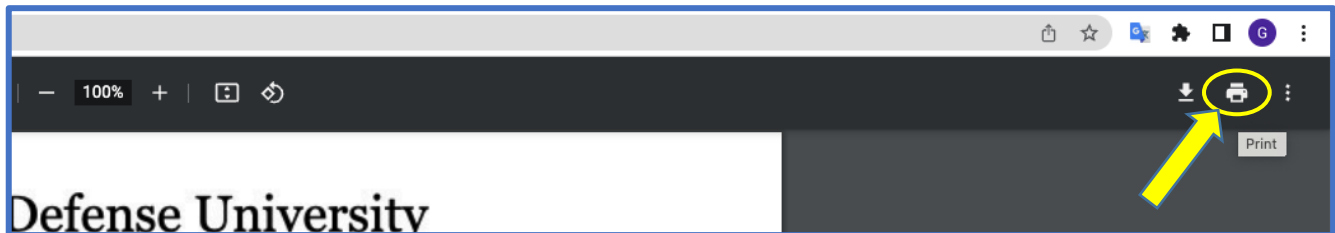


**Step 2:** Click on the downloaded PDF file to print your certificate. It will open in a new tab.

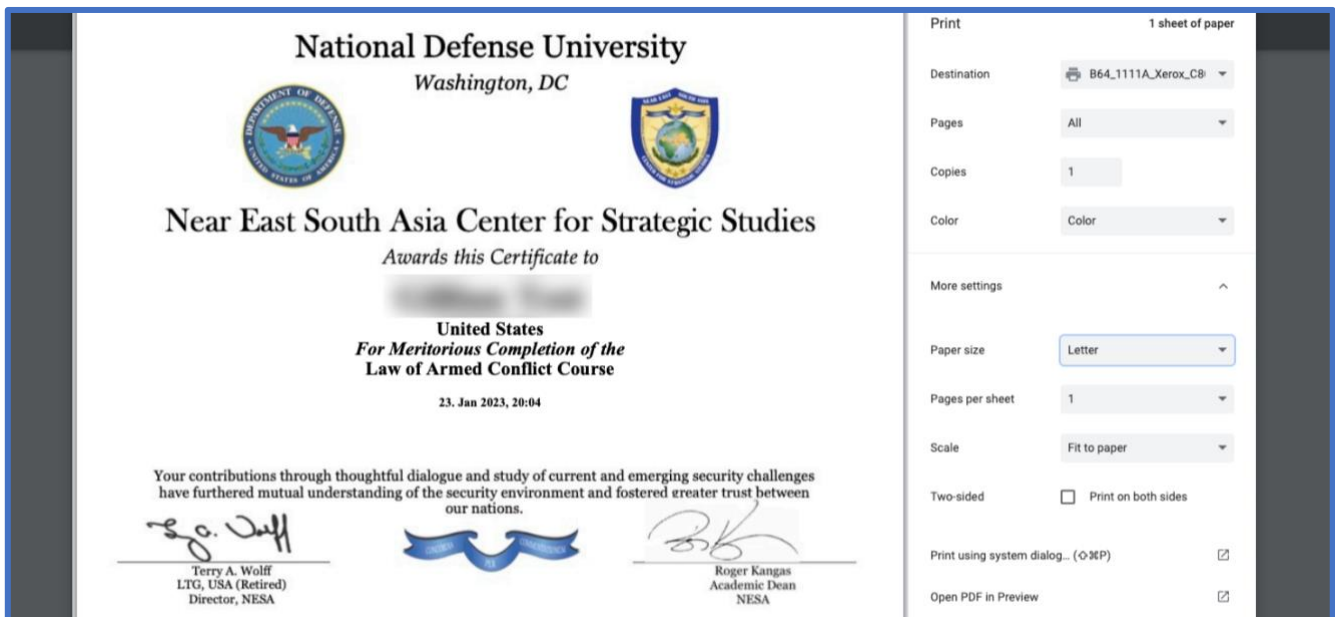




a. Click on the printer icon in the top right corner of the page.



b. Select your desired settings in the print window. *\*Note: Make sure the paper size is set to "Letter."*





c. Click on the **Print** button.

**National Defense University**  
Washington, DC

**Near East South Asia Center for Strategic Studies**  
*Awards this Certificate to*

**United States**  
*For Meritorious Completion of the*  
**Law of Armed Conflict Course**

23. Jan 2023, 20:04

Your contributions through thoughtful dialogue and study of current and emerging security challenges have furthered mutual understanding of the security environment and fostered greater trust between our nations.

Terry A. Wolff  
LTG, USA (Retired)  
Director, NESA

Roger Kangas  
Academic Dean  
NESA

Print 1 sheet of paper

Destination: B64\_1111A\_Xerox\_CB

Pages: All

Copies: 1

Color: Color

More settings

Paper size: Letter

Pages per sheet: 1

Scale: Fit to paper

Two-sided:  Print on both sides

Print using system dialog... (O&P)

Open PDF in Preview

Cancel Print

Please email [admin@nesa-center.org](mailto:admin@nesa-center.org) if you have any questions about on-demand courses or need help printing your certificate.